

M8 Quick Setup Guide

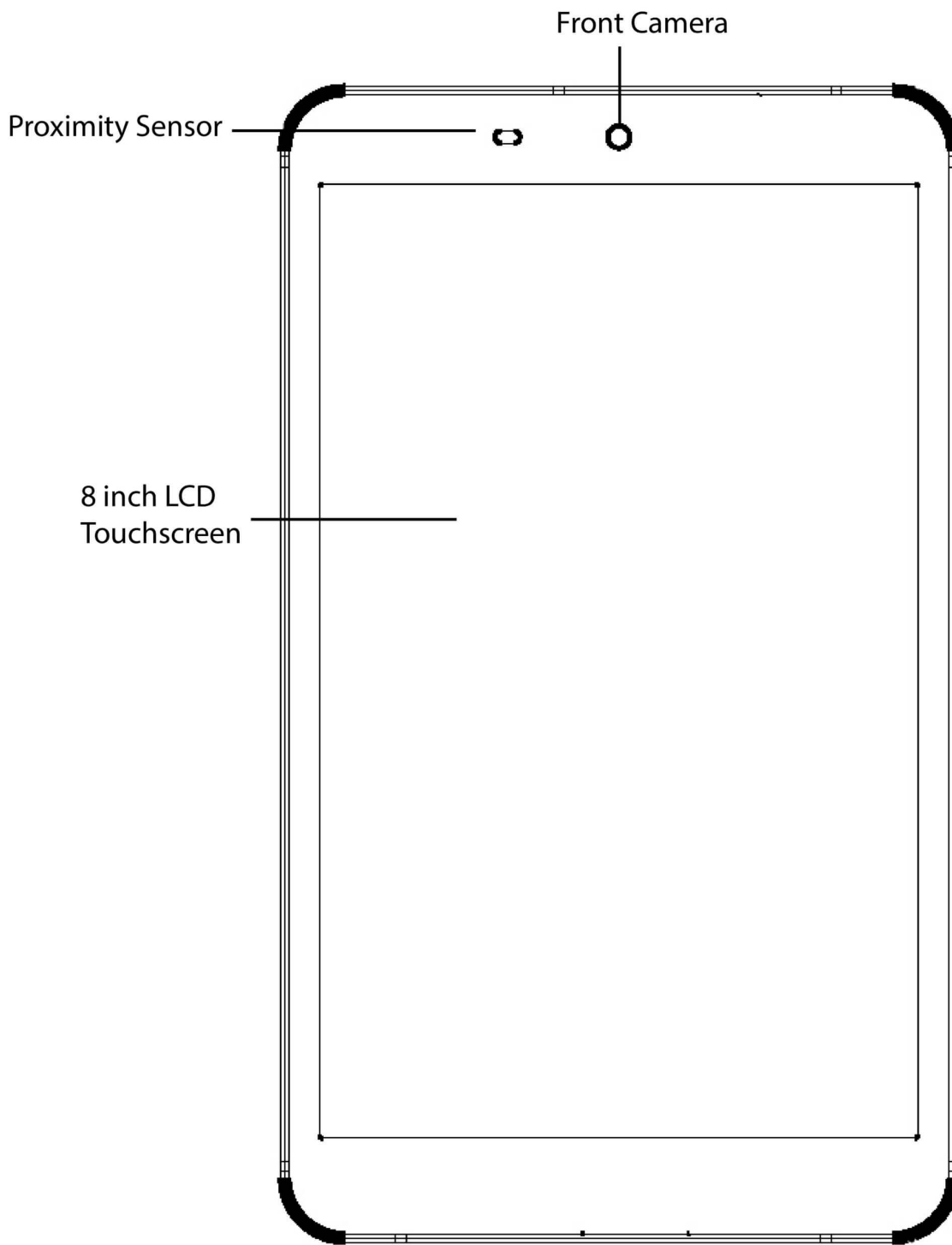
CONTENTS CHECKLIST

Please check the box contents after unpacking. If any components are missing, or if there is a page missing from the quick setup guide, etc., please contact the dealer.

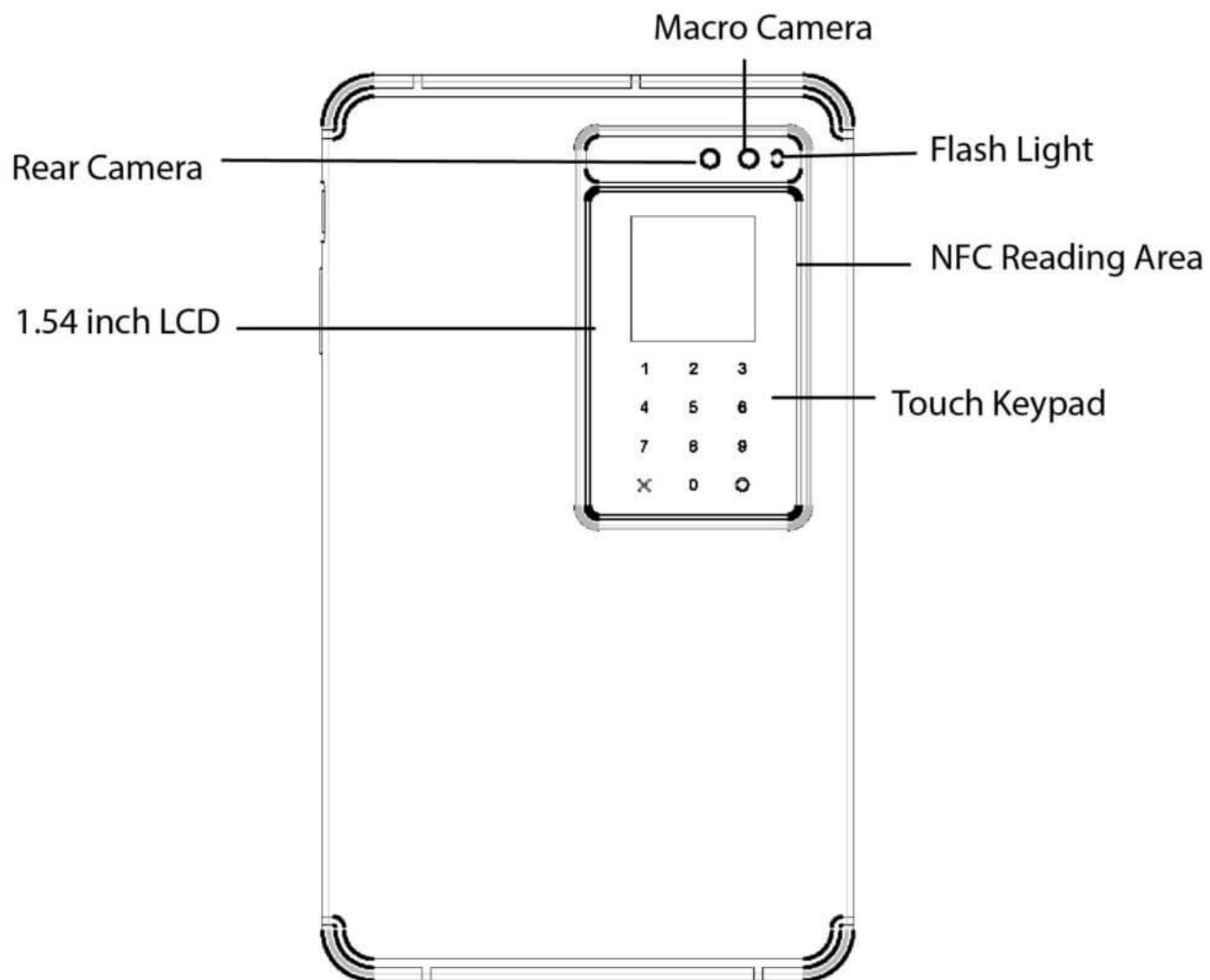
Name	Qty.
M8 Terminal	1
AC Power Adapter	1
USB Cable	1
SIM Card Ejector Tool	1
Antimicrobial Film	1
Product Manual	1

The following section points out the various hardware features and functions of the M8.

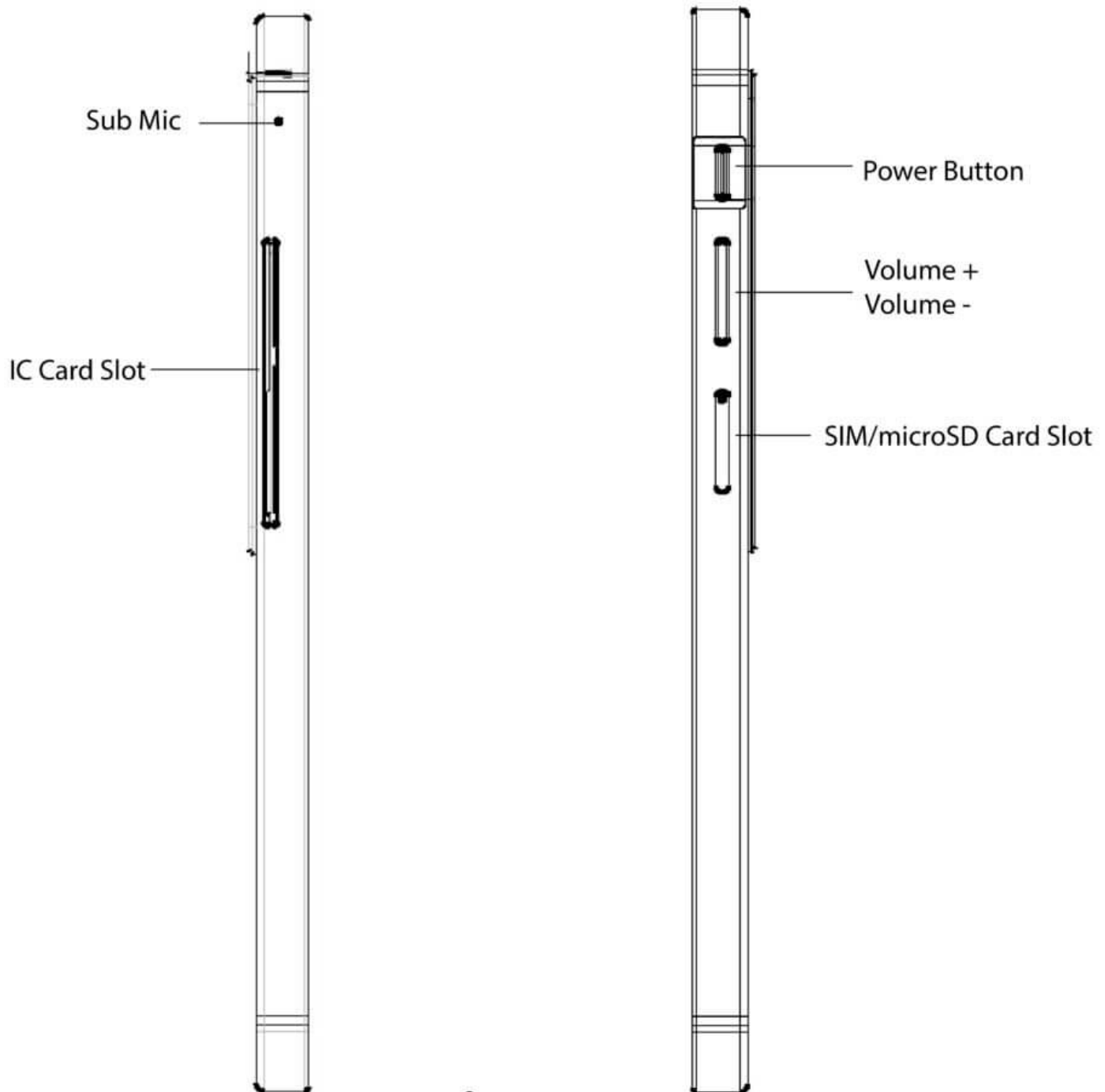
FRONT VIEW:



BACK VIEW:



SIDE VIEWS:



The following sections provide basic operating instructions.

POWER ON/OFF

- **Power ON:** Press and hold the power button down for 3 to 5 seconds and then release.
- **Power OFF:** Press and hold the power button down for 3 to 5 seconds until the shutdown menu appears. Tap "Power Off," you will then see "Shutting Down"

display as the terminal is being turned off.

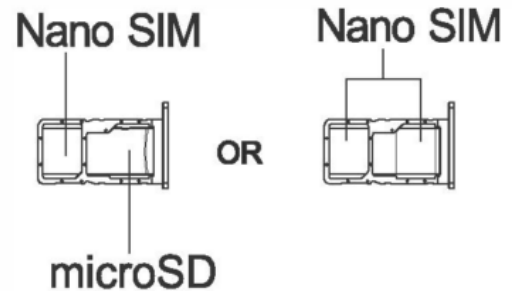

SIM/SD CARD INSTALLATION

SM Card:

1. Take the SIM Card Ejector Tool out of the box;
2. Insert the SIM Card Ejector Tool into the SIM card slot;
3. Insert SIM card into the pop-up card-slot.

microSD Card:

1. Take the SIM Card Ejector Tool out of the box;
2. Insert the SIM Card Ejector Tool into the microSD card slot;
3. Insert microSD card into the pop-up card-slot.



The M8 includes the following card readers:

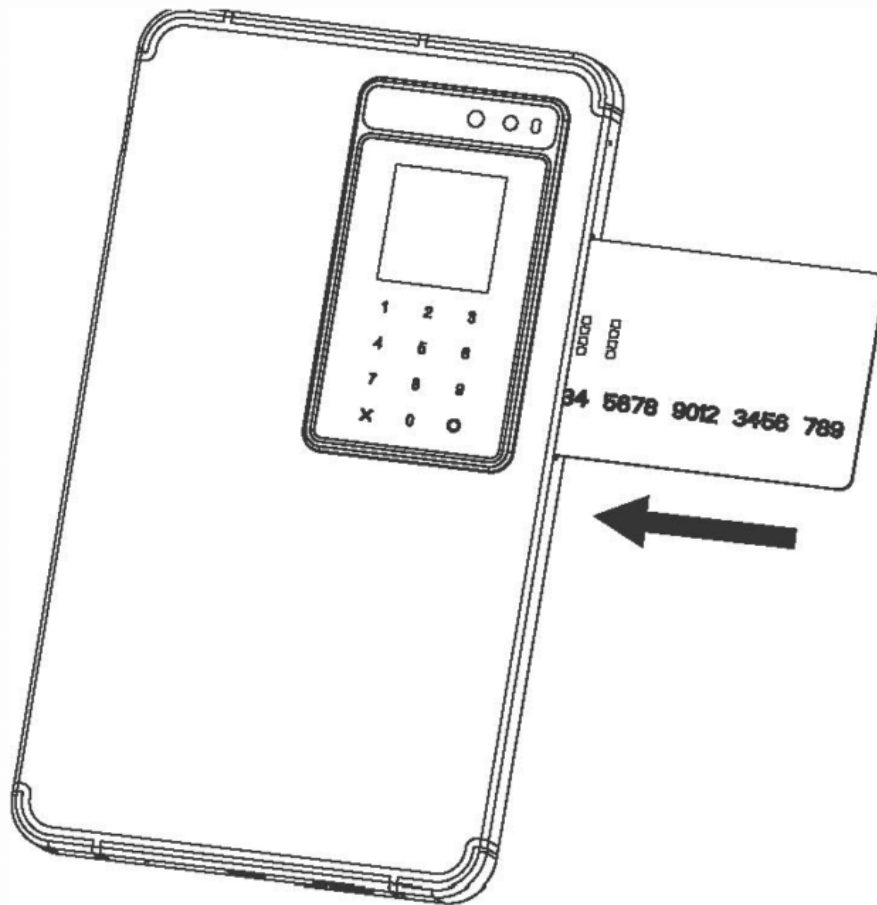
MAGNETIC STRIPE CARD (VIA THE R15 CASE)

Place magnetic stripe side of magnetic card towards device interior, swipe the card with a steady speed during through magnetic reader slot.

{Supports bi-directional swiping}

IC/SMART CARD READER

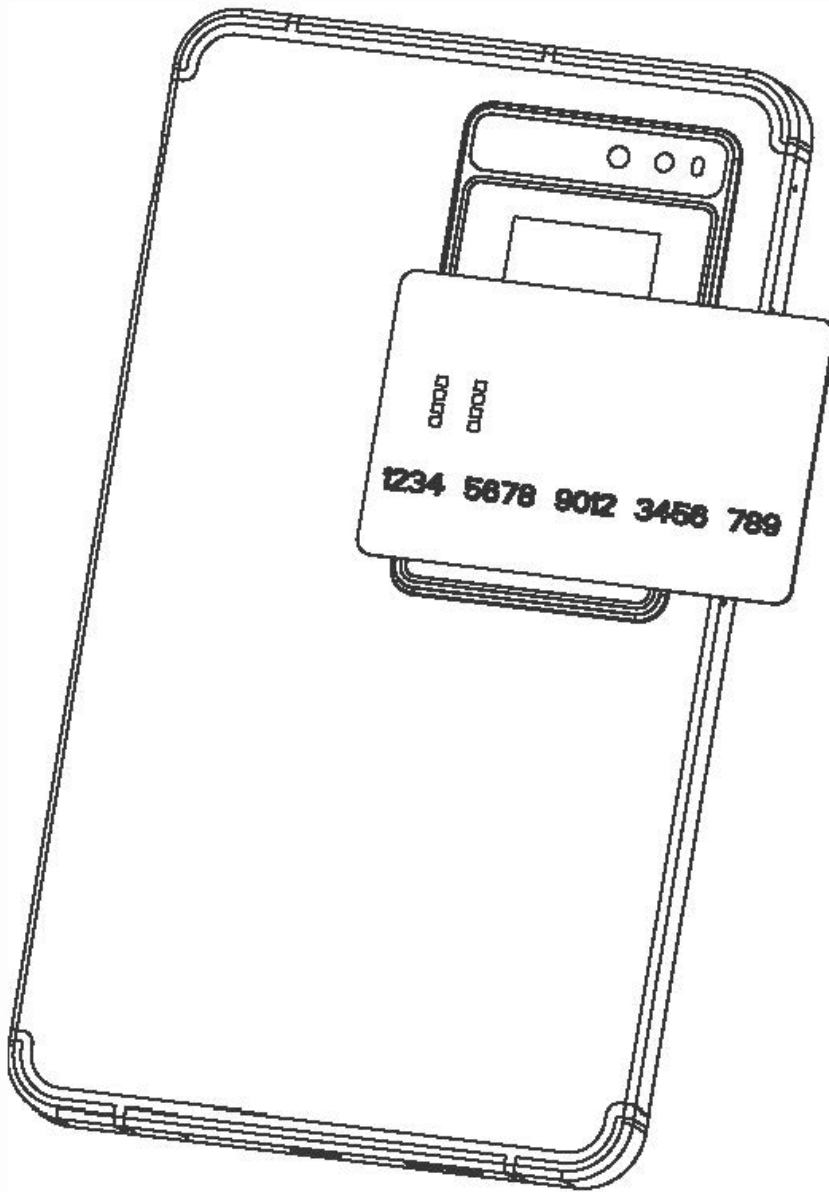
Insert the card fully into the reader with the metallic contacts facing up and towards the device. Make sure that the card is fully inserted into the card reader while scanning the card.



CONTACTLESS CARD READER

The contactless card reader reads cards and devices placed roughly within an inch (2.5 mm). For best results, place as close to the reader as possible and center

the card over the indicated area.



INSTALLATION AND USAGE TIPS

- If any cables become damaged, seek a replacement.
- Do not insert unknown materials into any port on the M8 this may cause serious damage.
- If repairs are required, please contact a professional technician instead of attempting them on your own.
- Avoid exposing the device to an excessively hot, dusty, or strong

electromagnetic environment.

- Do not vibrate, shake, or drop the device.
-

For non-5GWiFi version

FCC Compliance statement

This device complies with Part 15 of the FCC Rules. Operation is subject to the following two conditions: (1) this device may not cause harmful interference, and (2) this device must accept any interference received, including interference that may cause undesired operation.

Changes or modifications not expressly approved by the party responsible for compliance could void the user's authority to operate the equipment.

This equipment has been tested and found to comply with the limits for a Class B digital device, pursuant to Part 15 of the FCC Rules. These limits are designed to provide reasonable protection against harmful interference in a residential installation. This equipment generates, uses and can radiate radio frequency energy and, if not installed and used in accordance with the instructions, may cause harmful interference to radio communications. However, there is no guarantee that interference will not occur in a particular installation.

If this equipment does cause harmful interference to radio or television reception, which can be determined by turning the equipment off and on, the user is encouraged to try to correct the interference by one or more of the following measures:

- Reorient or relocate the receiving antenna.
- Increase the separation between the equipment and receiver.
- Connect the equipment into an outlet on a circuit different from that to which the receiver is connected.
- Consult the dealer or an experienced radio/TV technician for help.

FCC SAR statement

This equipment complies with FCC radiation exposure limits set forth for an uncontrolled environment. End user must follow the specific operating instructions for satisfying RF exposure compliance. This transmitter must not be co-located or operating in conjunction with any other antenna or transmitter.

The portable device is designed to meet the requirements for exposure to radio waves established by the Federal Communications Commission (USA). These requirements set a SAR limit of 1.6 W/kg averaged over one gram of tissue. The highest SAR value reported under this standard during product certification for use when properly worn on the body

ISED compliance statement

This device contains licence-exempt transmitter(s)/receiver(s) that comply with Innovation, Science and Economic Development Canada's licence-exempt RSS(s). Operation is subject to the following two conditions:

(1) This device may not cause interference.

(2) This device must accept any interference, including interference that may cause undesired operation of the device.

L'émetteur/récepteur exempt de licence contenu dans le présent appareil est conforme aux CNR d'Innovation, Sciences et Développement économique Canada applicables aux appareils radio exempts de licence. L'exploitation est autorisée aux deux conditions suivantes :

(1) L'appareil ne doit pas produire de brouillage;

(2) L'appareil doit accepter tout brouillage radioélectrique subi, même si le brouillage est susceptible d'en compromettre le fonctionnement.

IC SAR statement

This equipment complies with ISED radiation exposure limits set forth for an uncontrolled environment. End user must follow the specific operating instructions for satisfying RF exposure compliance. This transmitter must not be co-located or operating in conjunction with any other antenna or transmitter.

The portable device is designed to meet the requirements for exposure to radio waves established by the ISED. These requirements set a SAR limit of 1.6 W/kg averaged over one gram of tissue. The highest SAR value reported under this standard during product certification for use when properly worn on the body.

Cet équipement est conforme aux limites d'exposition aux rayonnements ISED établies pour un environnement non contrôlé. L'utilisateur final doit suivre les instructions spécifiques pour satisfaire les normes. Cet émetteur ne doit pas être co-implanté ou fonctionner en conjonction avec toute autre antenne ou transmetteur.

Le dispositif portatif est conçu pour répondre aux exigences d'exposition aux ondes radio établie par le développement énergétique DURABLE. Ces exigences un SAR limite de 1,6 W/kg en moyenne pour un gramme de tissu. La valeur SAR la plus élevée signalée en vertu de cette norme lors de la certification de produit à utiliser lorsqu'il est correctement porté sur le corps.

CAUTION: Changes or modifications not expressly approved by the party responsible for compliance could void the user's authority to operate the equipment.



Trademark notice:

"microSD logo is a trademark of SD-3C LLC."

The Bluetooth® word mark and logos are registered trademarks owned by Bluetooth SIG, Inc. and any use of such marks by PAX Technology, Inc. is under license. Other trademarks and trade names are those of their respective owners.

PAX Technology Inc reserves the right to change product technology specifications without notification.