

E700M QUICK SETUP GUIDE

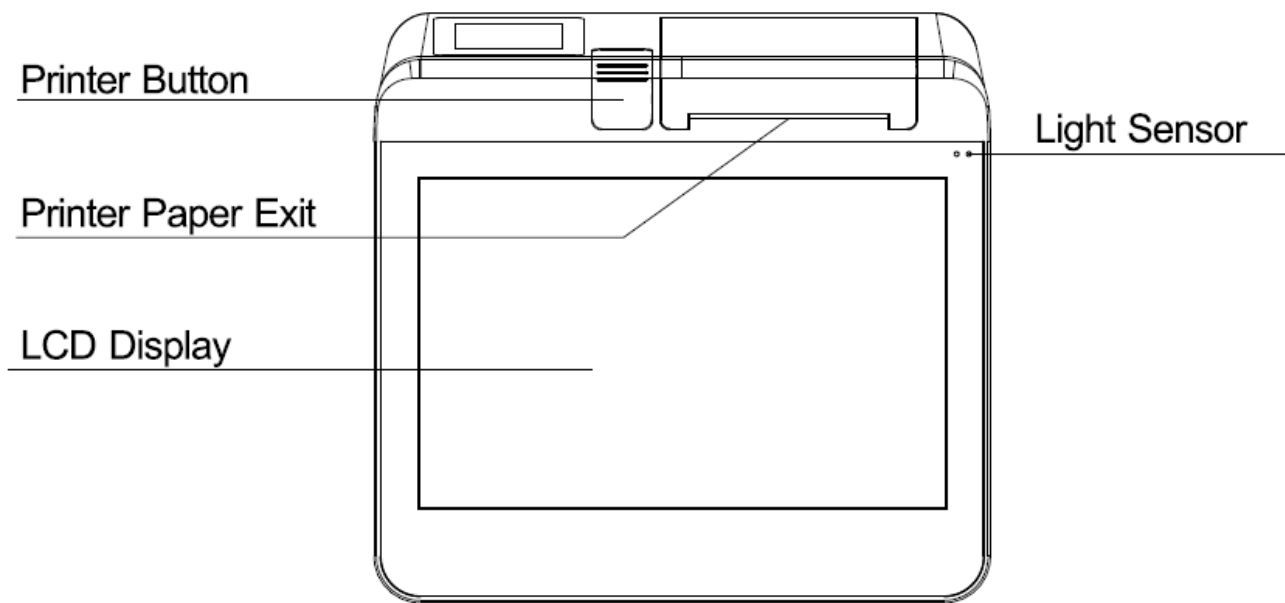
CONTENTS CHECKLIST

Please check the box contents after unpacking. If any components are missing, please contact the dealer.

Name	Qty.
E700Mini Integrated Smart Terminal	1
AC Power Adapter	1
AC Power Cable	1
Thermal Paper Roll	1

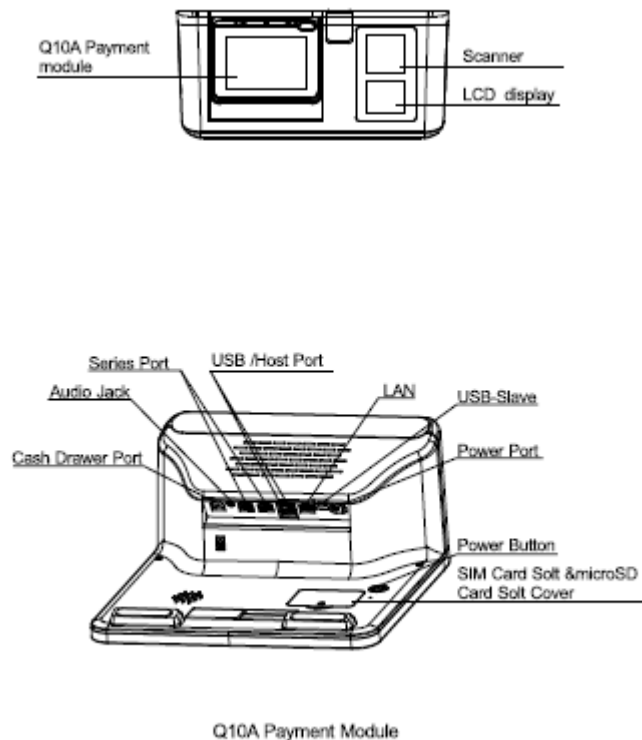
PRODUCT DESCRIPTION

Front View:



Front View

Top & Bottom View:



Instructions

Power ON/OFF

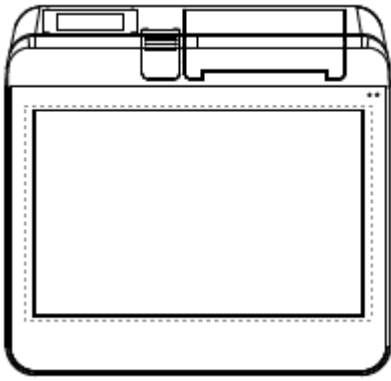
- **Power ON:** Press and hold the power button down for 3 to 5 seconds and then release.
- **Power OFF:** Press and hold the power button down for 3 to 5 seconds and then release.

SIM/SD Card Installation

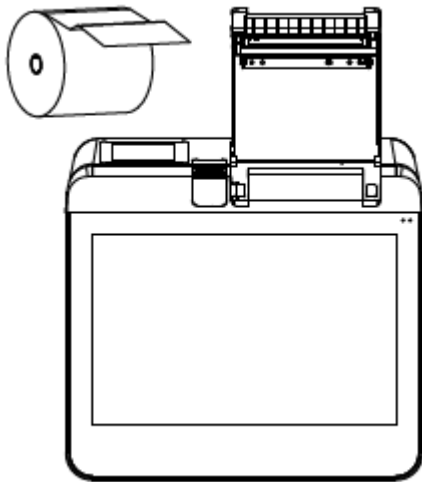
1. Remove the back cover.
2. Gently remove the battery from the device.
3. Insert the card into the relevant card slot.
4. Replace the battery and back cover.

Load Printer Paper

1. When the printer is out of paper, Press the button on the left of the printer to open the cover.



2. Load the paper roll into the paper compartment and extend the end of the paper out of the printer.



3. Close the printer cover. The “out of paper” indicator light deactivates.

Magnetic Stripe Card

Insert the card into the reader slot located on the top of the Q10A. The terminal reads the information from the card when the magnetic stripe is inserted into the card slot.

IC/Smart Card Reader

Insert the card with the front facing you and the chip down into the card slot. Leave the card inserted until the terminal prompts to remove the card.

Contactless Card Reader

Tap the card to the Q10A screen or the NFC Payment Module when prompted. The terminal uses an antenna device that detects and retrieves information from the card.

CLEANING THE DEVICE

- Do not use industrial strength or abrasive cleaner as it may damage or scratch the screen.
 - Do not immerse the device in water or liquid.
 - Do not spray water or cleaner into EMV Card Reader or ports.
 - To clean the screen, apply distilled water or mild glass cleaner onto a soft, lint-free cloth and gently wipe terminal.
-

TERMINAL INSTALLATION AND USAGE TIPS

- If any cables become damaged, seek a replacement.
- Do not insert unknown materials into any port on the E700m; this may cause serious damage.
- If repairs are required, please contact a professional technician instead of attempting them on your own.
- Avoid exposing the device to an excessively hot, dusty, or strong electromagnetic environment.
- Do not vibrate, shake, or drop the device.

CAUTION: Changes or modifications not expressly approved by the party responsible for compliance could void the user's authority to operate the equipment.

For 5GHz WiFi Version

FCC Compliance statement

This device complies with Part 15 of the FCC Rules. Operation is subject to the following two conditions: (1) this device may not cause harmful interference, and (2) this device must accept any interference received, including interference that may cause undesired operation.

Changes or modifications not expressly approved by the party responsible for compliance could void the user's authority to operate the equipment.

This equipment has been tested and found to comply with the limits for a Class B digital device, pursuant to Part 15 of the FCC Rules. These limits are designed to provide reasonable protection against harmful interference in a residential installation. This equipment generates, uses and can radiate radio frequency energy and, if not installed and used in accordance with the instructions, may cause harmful interference to radio communications. However, there is no guarantee that interference will not occur in a particular installation.

If this equipment does cause harmful interference to radio or television

reception, which can be determined by turning the equipment off and on, the user is encouraged to try to correct the interference by one or more of the following measures:

- Reorient or relocate the receiving antenna.
- Increase the separation between the equipment and receiver.
- Connect the equipment into an outlet on a circuit different from that to which the receiver is connected.
- Consult the dealer or an experienced radio/TV technician for help.

FCC SAR statement

This equipment complies with FCC radiation exposure limits set forth for an uncontrolled environment. End user must follow the specific operating instructions for satisfying RF exposure compliance. This transmitter must not be co-located or operating in conjunction with any other antenna or transmitter.

The portable device is designed to meet the requirements for exposure to radio waves established by the Federal Communications Commission (USA). These requirements set a SAR limit of 1.6 W/kg averaged over one gram of tissue. The highest SAR value reported under this standard during product certification for use when properly worn on the body

ISED compliance statement

This device contains licence-exempt transmitter(s)/receiver(s) that comply with Innovation, Science and Economic Development Canada's licence-exempt RSS(s). Operation is subject to the following two conditions:

- (1) This device may not cause interference.
- (2) This device must accept any interference, including interference that may cause undesired operation of the device.

L'émetteur/récepteur exempt de licence contenu dans le présent appareil est conforme aux CNR d'Innovation, Sciences et Développement économique Canada applicables aux appareils radio exempts de licence. L'exploitation est autorisée aux deux conditions suivantes :

- (1) L'appareil ne doit pas produire de brouillage;
- (2) L'appareil doit accepter tout brouillage radioélectrique subi, même si le brouillage est susceptible d'en compromettre le fonctionnement.

The device for operation in the band 5150–5250 MHz is only for indoor use to reduce the potential for harmful interference to co-channel mobile satellite systems;

le dispositif utilisé dans la bande 5150-5250 MHz est réservé à une utilisation en intérieur afin de réduire le risque de brouillage préjudiciable aux systèmes mobiles par satellite dans le même canal;

IC SAR statement

This equipment complies with ISED radiation exposure limits set forth for an uncontrolled environment. End user must follow the specific operating instructions for satisfying RF exposure compliance. This transmitter must not be co-located or operating in conjunction with any other antenna or transmitter.

The portable device is designed to meet the requirements for exposure to radio waves established by the ISED. These requirements set a SAR limit of 1.6 W/kg averaged over one gram of tissue. The highest SAR value reported under this standard during product certification for use when properly worn on the body.

Cet équipement est conforme aux limites d'exposition aux rayonnements ISED établies pour un environnement non contrôlé. L'utilisateur final doit suivre les instructions spécifiques pour satisfaire les normes. Cet émetteur ne doit pas être co-implanté ou fonctionner en conjonction avec toute autre antenne ou transmetteur.

Le dispositif portatif est conçu pour répondre aux exigences d'exposition aux ondes radio établie par le développement énergétique DURABLE. Ces exigences un SAR limite de 1,6 W/kg en moyenne pour un gramme de tissu. La valeur SAR la plus élevée signalée en vertu de cette norme lors de la certification de produit à utiliser lorsqu'il est correctement porté sur le corps.



Trademark notice:

"microSD logo is a trademark of SD-3C LLC."



Trademark notice:

"The Adopted Trademarks HDMI, HDMI High-Definition Multimedia Interface, and the HDMI Logo are trademarks or registered trademarks of HDMI Licensing Administrator, Inc. in the United States and other countries."

The Bluetooth® word mark and logos are registered trademarks owned by Bluetooth SIG, Inc. and any use of such marks by PAX Technology, Inc. is under license. Other trademarks and trade names are those of their respective owners

PAX Technology Inc reserves the right to change product technology specifications without notification