



PAXSTORE
NORTH AMERICA

PAXSTORE North American Group

Release Notes 9.2 - Reseller

03-26-2024

V1.0

Preface

Copyright © 2024 PAX Technology, Inc. All rights reserved.

The Programs (which include both the software and documentation) contain proprietary information; they are provided under a license agreement containing restrictions on use and disclosure and are also protected by copyright, patent, and other intellectual and industrial property laws. Reverse engineering, disassembly, or decompiling of the Programs, except to the extent required to obtain interoperability with other independently created software or as specified by law, is prohibited.

This document is provided for informational purposes only. All features and specifications are subject to change without notice. If there are any problems in the documentation, please report them to PAX in writing. This document is not warranted to be error-free. Except as may be expressly permitted in the license agreement for these Programs, no part of these Programs may be reproduced or transmitted in any form or by any means, electronic or mechanical, for any purpose.

Security Notice: No part of this publication may be copied, distributed, stored in a retrieval system, translated into any human or computer language, transmitted, in any form or by any means, without the prior written consent of PAX Technology, Inc.

PAX is a registered trademark of PAX Technology Limited in China and/or other countries. All other trademarks or brand names are the properties of their respective holders. PAX, PAXBiz, PAXSTORE, POSDK, The PAX Portfolio Manager, and/or other PAX products referenced herein are trademarks or registered trademarks of PAX Technology, Inc., or its Affiliates. Other product and company names mentioned herein may be trademarks of their respective owners.

The *Bluetooth*[®] word mark and logos are registered trademarks owned by Bluetooth SIG, Inc., and any use of such marks by PAX Technology, Inc. is under license. Other trademarks and trade names are those of their respective owners.

EMV[®] is a registered trademark in the U.S. and other countries and an unregistered trademark elsewhere. The EMV trademark is owned by EMVCo, LLC.

Android is a trademark of Google LLC.

TECHNICAL SUPPORT

If you encounter a problem installing, registering, or operating this product, please review the documentation. If you are unable to resolve the issue, please contact PAX. The level of access to this Service is determined by the support plan arrangements made between PAX and the Organization. Please consult this support plan for further information about entitlements, including the hours when telephone support is available.

Monday-Friday 9:00 AM to 1:00 AM EDT

Saturday 9:00 AM to 5:00 PM EDT

Sunday Closed

Hours Subject to Change

TECHNICAL SUPPORT CONTACT INFORMATION

Phone: (877) 859-0099

Email: support@pax.us

URL: www.pax.us

Revision History

Date	Version	Description
03-12-2023	v0.1	<ul style="list-style-type: none">Initial DRAFT release
03-26-2024	v1.0	<ul style="list-style-type: none">Initial release

Table of Contents

1. Introduction	1
1.1 Purpose	1
1.2 Intended Audience	1
1.3 Acronyms and Terms	1
2. New Features	2
2.1 Terminal Management	2
2.1.1 Accessory Management	2
2.1.2 Printer and Scanner Export List	3
2.1.3 Password Hint	5
2.1.4 Reseller and Merchant Migration Creates Dynamic Group Task	5
2.2 Templates	6
2.2.1 Parameter Template Drop Down Box	6
2.3 User Management	7
2.3.1 Merchant Management	7
2.4 Role Management	8
2.4.1 Force Update	8
3. Enhancements	10
3.1 Administrator Center	10
3.1.1 Fuzzy Search	10
3.2 Dashboard	10
3.2.1 Terminal Statistics	10
4. Customer Support	11

1. Introduction

Ultra-Modern Advanced Device Management System

Industry-leading device management features are designed to manage, control, and monitor all types of Android and Linux devices more efficiently.

- Automatic terminal deployment and software loading
- Real-time application push and parameter management
- Remote terminal control, help desk and messaging.
- Real-time status of terminal hardware and applications
- Live Geo-location of each Android payment device

This document provides the PAXSTORE North American Group release version 9.2 information.

1.1 Purpose

This release will include new features, enhancements, and changes to the PAXSTORE.

1.2 Intended Audience

- Resellers
- PAX Help Desk

1.3 Acronyms and Terms

Acronyms and Terms	Definition
PAXSTORE North American Group	<p>The PAXSTORE North American Group is an innovative platform that provides modern administrative functionalities, real-time data, statistical reporting, and hundreds of value-added applications to help unlock the full potential of Android Smart terminals and turn them into a powerful business tool to boost in-store sales, improve the shopping experience and increase customer loyalty.</p> <p>Going forward this document will be referred to as PAXSTORE.</p>

2. New Features

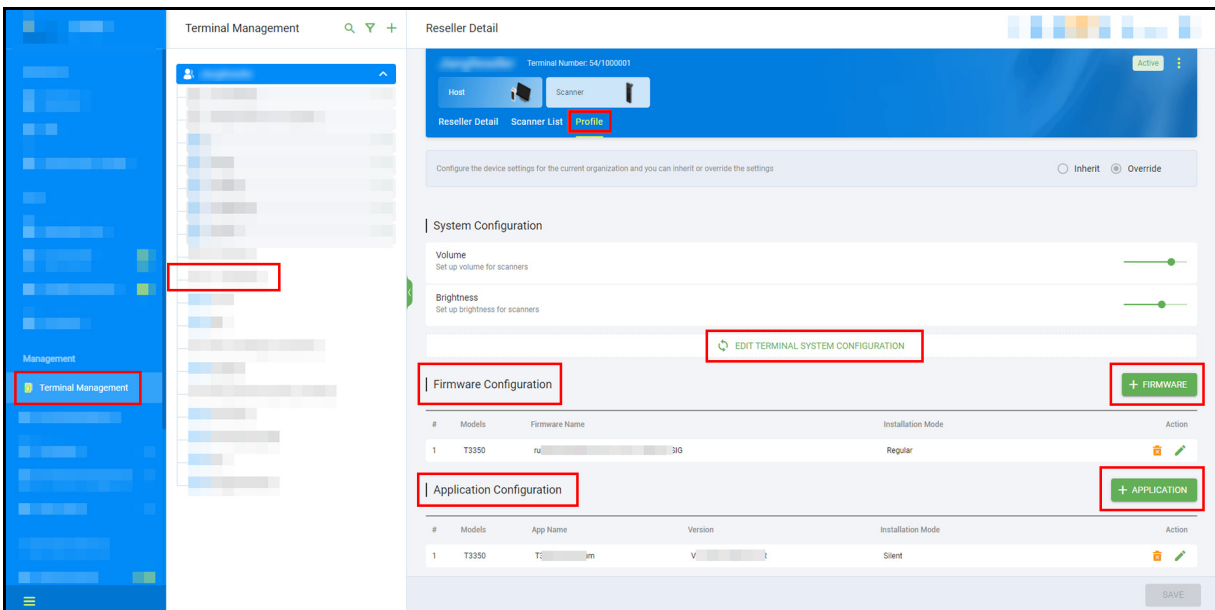
The new features section includes new features added to the PAXSTORE in this release.

2.1 Terminal Management

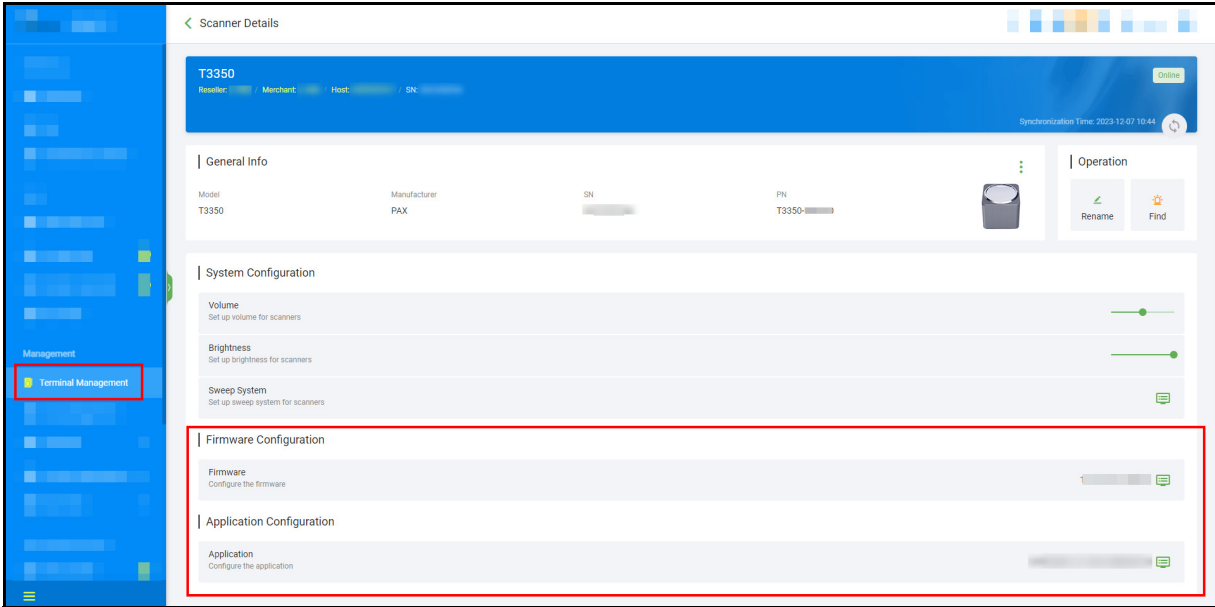
2.1.1 Accessory Management

A new feature for Resellers added support for the new T3350 Scanner in the Elys peripheral devices management section. Users now have the capability to update the T3350 Scanner either in batches or individually, like other accessory devices.

The T3350 scanner is compatible with the Elys L1400.



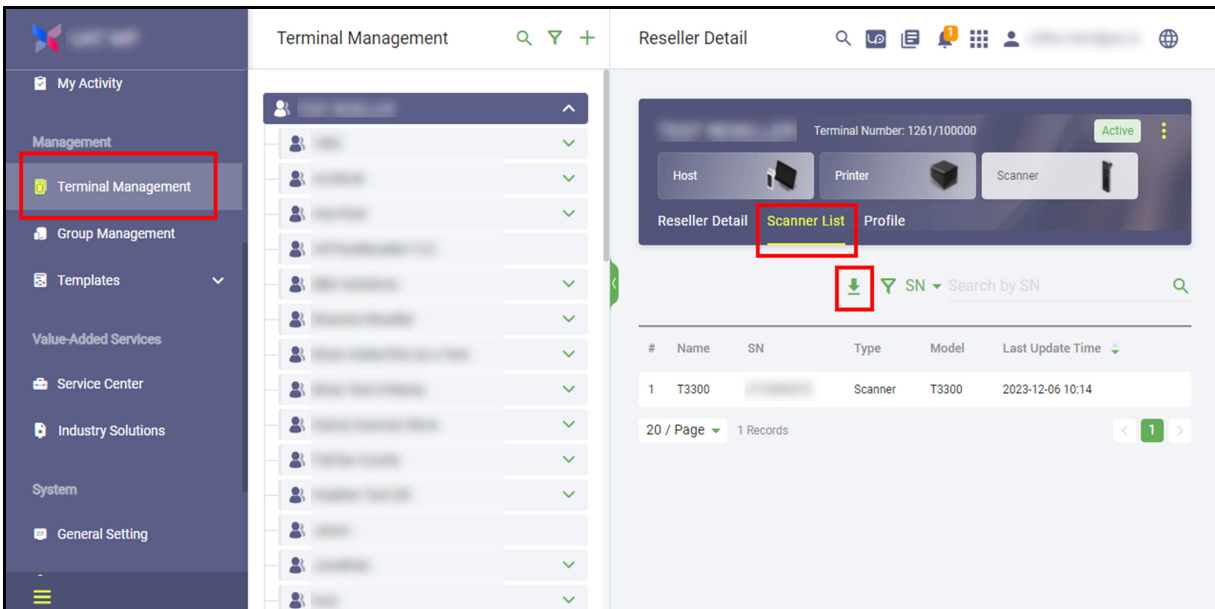
Firmware and Application Configuration



2.1.2 Printer and Scanner Export List

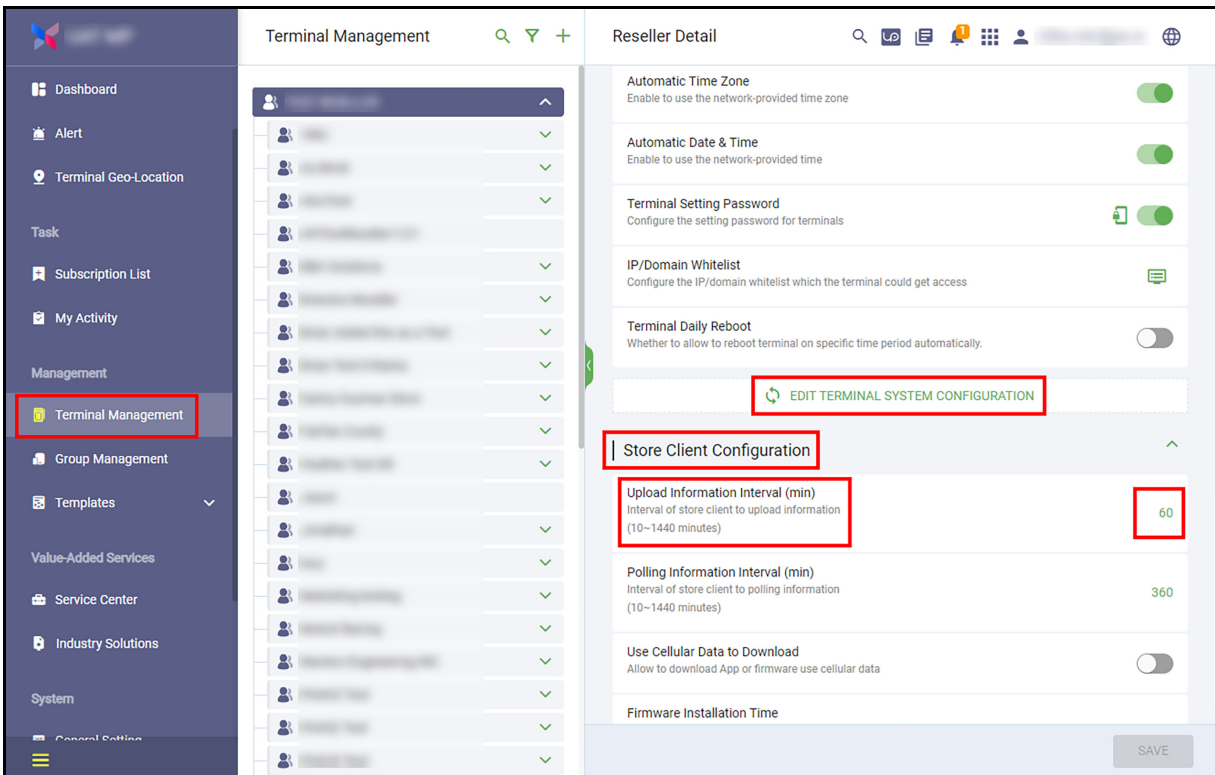
A new feature for Resellers is new columns for the printer and scanner exported files. The columns include Reseller, Merchant, Host SN, Firmware, App Name, and App Version. This provides more detailed information about the peripheral devices.

Select: **[Terminal Management]** > **[Terminal List]** > **[Printer or Scanner]** > **[Download Icon]**.



Exported Report Example

Export Terminal Accessories										
Name	SN	Type	Model	Reseller	Merchant	Host SN	Firmware	App Name	App Version	Last Update Time
T3300		Scanner	T3300							2023-12-06 10:14



Terminal Management

- Dashboard
- Alert
- Terminal Geo-Location
- Task
- Subscription List
- My Activity
- Management
 - Terminal Management**
 - Group Management
 - Templates
- Value-Added Services
 - Service Center
 - Industry Solutions
- System
 - General Setting

Reseller Detail

- Automatic Time Zone: Enable to use the network-provided time zone
- Automatic Date & Time: Enable to use the network-provided time
- Terminal Setting Password: Configure the setting password for terminals
- IP/Domain Whitelist: Configure the IP/domain whitelist which the terminal could get access
- Terminal Daily Reboot: Whether to allow to reboot terminal on specific time period automatically.
- EDIT TERMINAL SYSTEM CONFIGURATION**
- Store Client Configuration**
 - Upload Information Interval (min)**: Interval of store client to upload information (10~1440 minutes)
 - Polling Information Interval (min): Interval of store client to polling information (10~1440 minutes)
 - Use Cellular Data to Download: Allow to download App or firmware use cellular data
 - Firmware Installation Time

SAVE

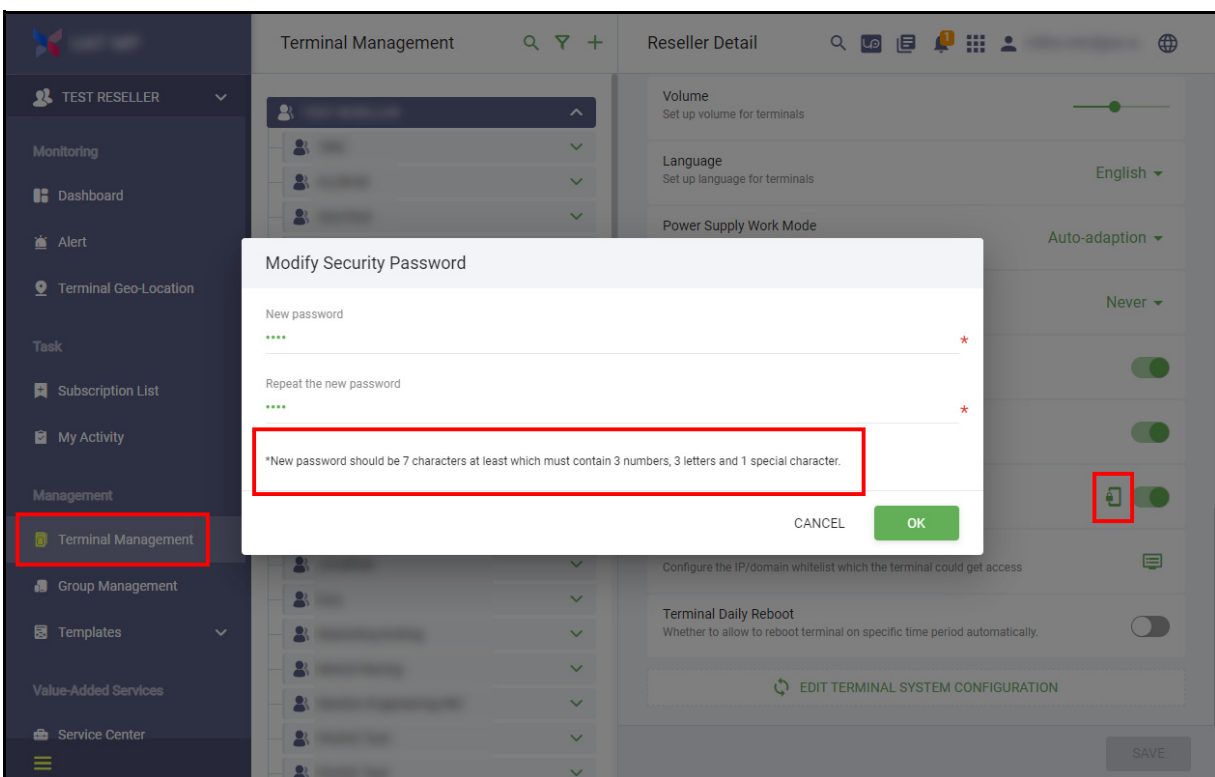
2.1.3 Password Hint

A new feature for Resellers is a password hint: “New password should be at least 7 characters, including 3 numbers, 3 letters, and 1 special character” when administrators modify the security password.

Select: **[Terminal Management] > [Profile] > [Terminal System Configuration] > Terminal Setting Password > [Modify Security Password Icon] > Pop Up Window > Password Hint.**

Note:

- Terminal Setting Password must be enabled to view the password hint.
- The password field will accept a minimum of six characters, but the hint suggests a minimum of seven characters.



2.1.4 Reseller and Merchant Migration Creates Dynamic Group Task

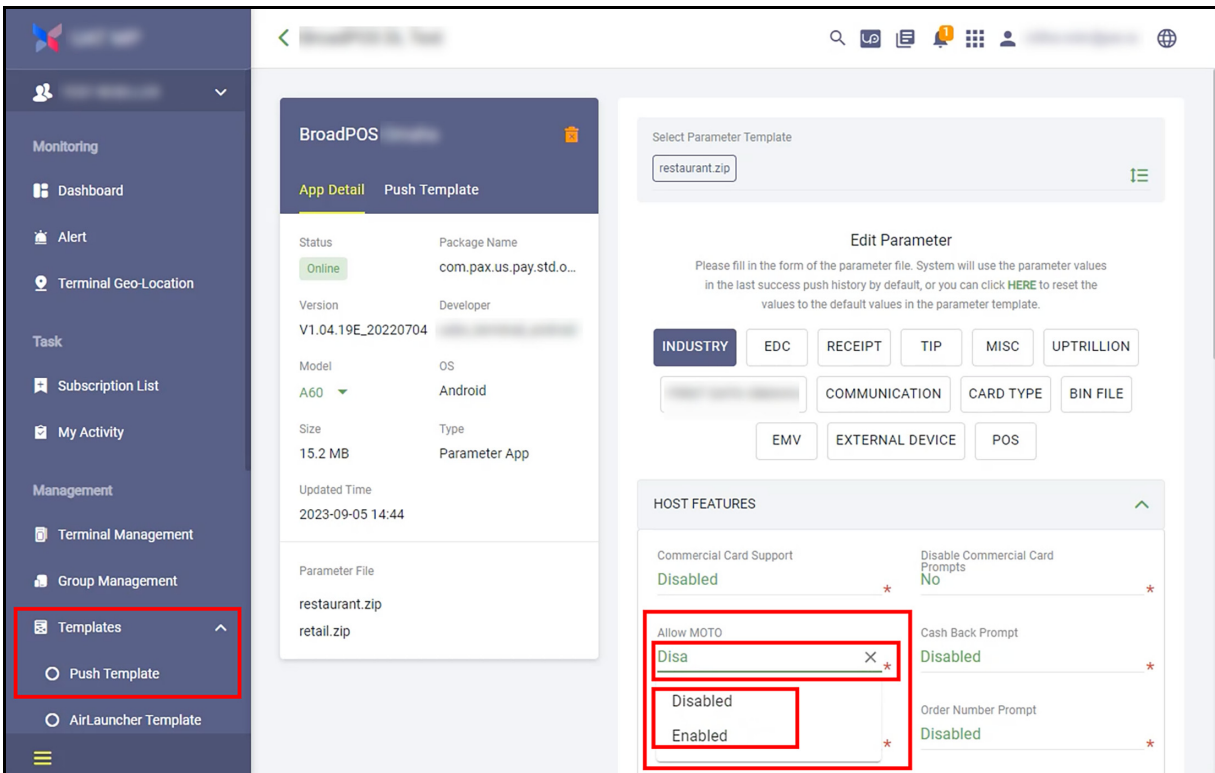
A new feature for Resellers, during the migration of resellers and merchants, dynamic group pushing tasks will be created automatically for the terminals.

2.2 Templates

2.2.1 Parameter Template Drop Down Box

A new feature for Resellers is in the parameter templates. The parameter drop down selection supports manual input and drop-down selection options. This new feature allows the users to use parameter variables on a drop-down box option.

Select: **[Templates] > [Push Templates] > [+ PUSH TEMPLATE] > [App] > create a Push Template Name [Example Push Template Name] > [OK] > Edit Parameter > [Desired Parameter Category] > [Drop Down Parameter Field].**

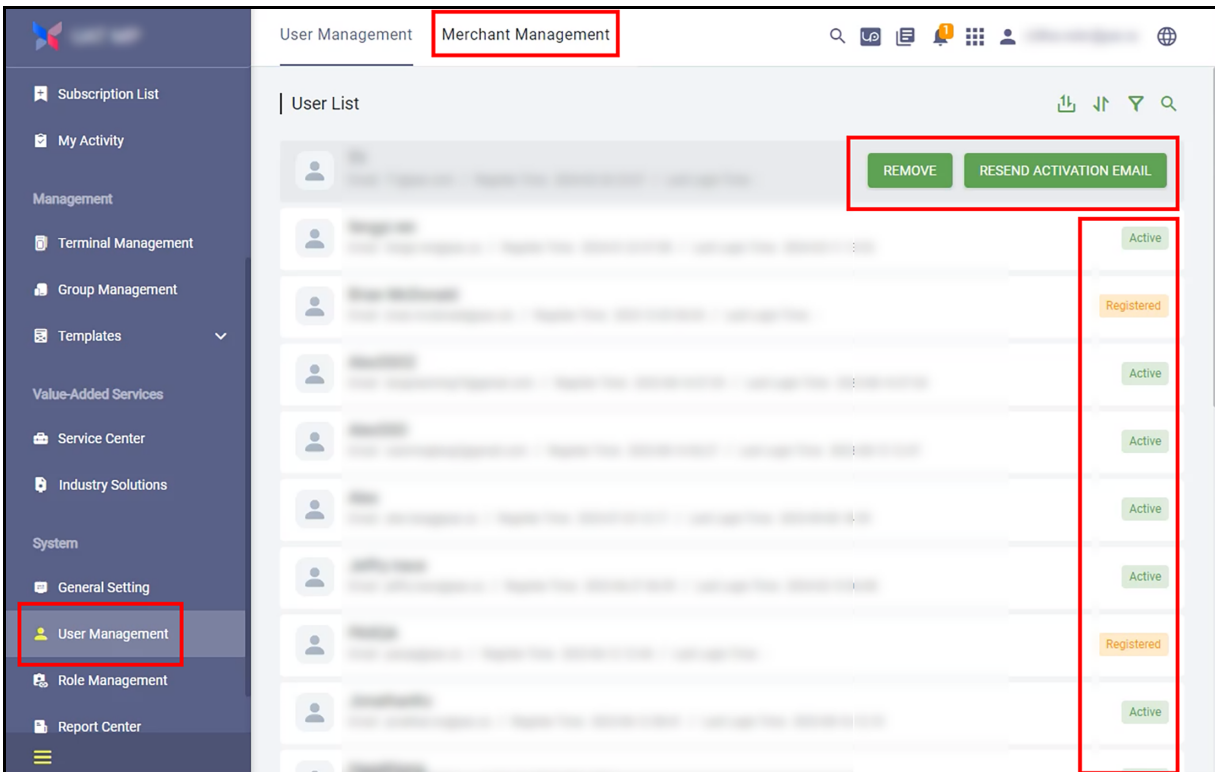


2.3 User Management

2.3.1 Merchant Management

A new feature for Resellers, provides the management of merchant accounts for administrators. This is accomplished by adding a new tab called Merchant Management within User Management. Administrators can now perform various actions for all merchant accounts. Using the Status column, the following actions can be configured or displayed; RESET PASSWORD, REMOVE, ACTIVATE, and RESEND ACTIVATION EMAIL.

Select: **[User Management] > [Merchant Management] > [Merchant Account] > [Status]**.

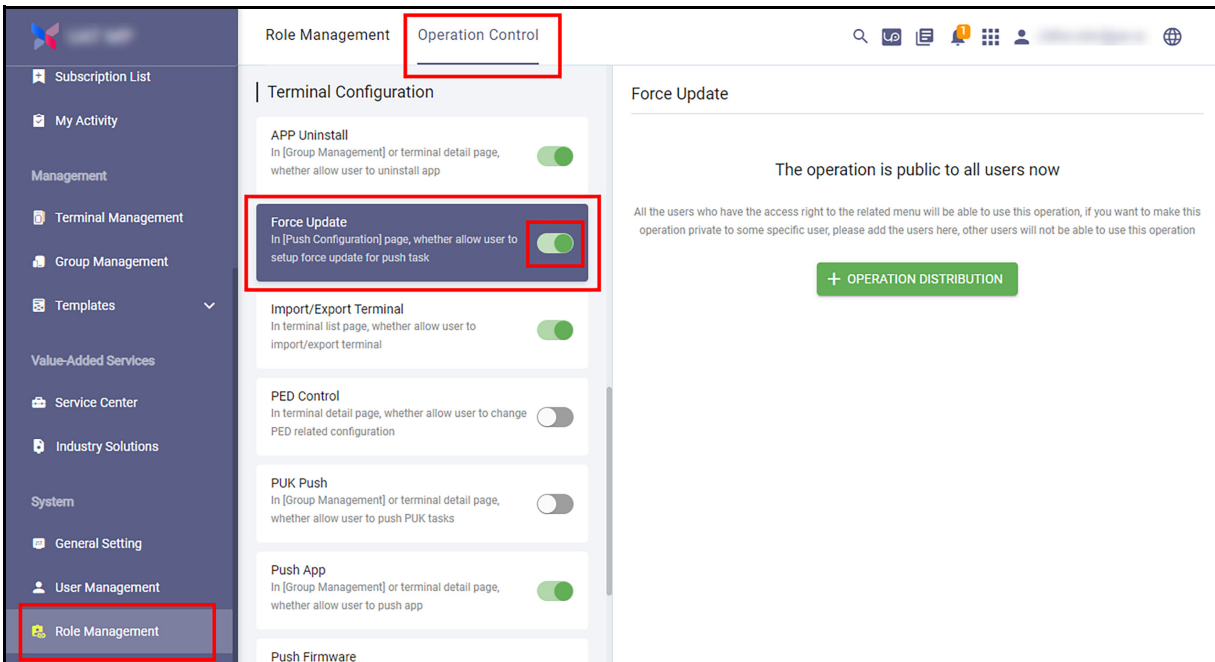


2.4 Role Management

2.4.1 Force Update

A new feature for Resellers includes a new Operation Control for Force Update. Administrators can now specify which operators can use the Force Update feature.

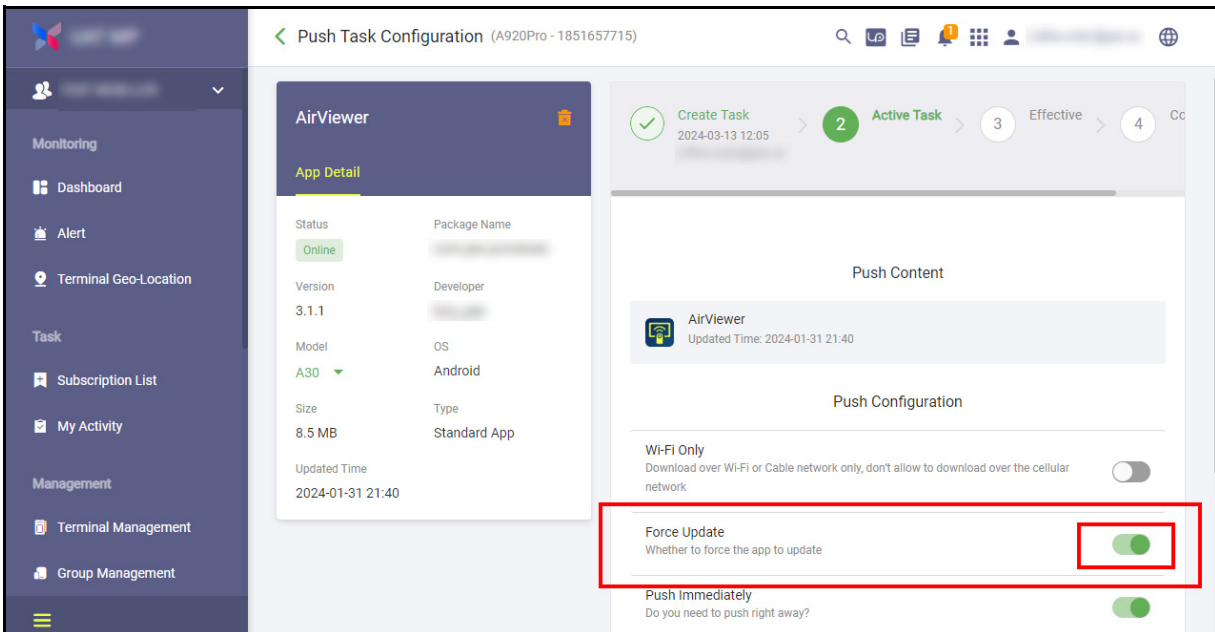
Select: **[Role Management]** > **[Operation Control]** > Terminal Configuration > **[Force Update]** > **[Enable]**.



The Force Update Feature is in Group Management for multi-terminal and Terminal Management for single terminal Push Tasks.

Example Group Management Select: **[Group Management]** > **[General Group]** > **[Group Name]** > **[Push Task]** > **[App]** > **[AirViewer]** > Push Configuration > Force Update > **[Enable]** > Confirm force update > **[OK]**.

Example Terminal Management Select: **[Terminal Management]** > **[Reseller]** > **[Terminal]** > **[Push Task]** > **[+ PUSH APP]** > **[AirViewer]** > **[OK]** > Force Update > **[Enable]** > Confirm force update > **[OK]**.



3. Enhancements

3.1 Administrator Center

3.1.1 Fuzzy Search

A restored enhancement for Resellers is the fuzzy search in the Admin Center.

A fuzzy search searches for text that matches a term closely instead of exactly. Fuzzy searches help you find relevant results even when the search terms are misspelled.

3.2 Dashboard

3.2.1 Terminal Statistics

A new enhancement for Resellers is the display of the Terminal Statistics chart. The information fields changed position and colors.

New positions include:

- **Inactive:** to the 1st left position as orange.
- **Active:** to the 2nd center position as green.
- **Disabled:** to in the 3rd right position as gray.

Select **[Dashboard]** > **[Dashboard]** > **[Basic Dashboard]** > Terminal Statistics.



Customer Support

For questions or help with the PAXSTORE please contact your service provider or PAX customer support.

Monday-Friday 9:00 AM to 1:00 AM EDT

Saturday 9:00 AM to 5:00 PM EDT

Sunday Closed

Hours Subject to Change

Contact Information

support@pax.us

(877) 859-0099

www.pax.us

PAX Technology Inc.
8775 Baypine Road
Jacksonville, FL 32256

This document is provided for informational purposes only. All features and specifications are subject to change without notice. The PAX name and PAX logo are registered trademarks of PAX Corporation and/or its affiliates. Other names may be trademarks of their respective owners. Copyright 2024, PAX Technology Limited, all rights reserved.

****PAX Technology, Inc. is not responsible for the content, quality, accuracy or completeness of any information or materials contained in on these pages. PAX Technology, Inc. does not endorse any content, viewpoints, products, or services contained on these pages and shall not be held liable for any losses caused by reliance on the accuracy, reliability, or timeliness of such information. Any person or entity that relies on any information obtained from these pages does so at his/her own risk.***